

# Gama vinyl touch

Ecológica, resistente e com visuais modernos e sofisticados, a Vinyl TOUCH assume-se como a solução ideal às tradicionais portas em madeira para os clientes mais exigentes.

Ecological, resistant and available in modern and sophisticated designs, Vinyl TOUCH is the ideal alternative to the traditional wooden doors for the most demanding customers.

Écologique, résistante et disponible en visuels modernes et sophistiqués, Vinyl TOUCH s'assume la solution idéale aux traditionnelles portes en bois pour les clients les plus exigeants.

## Opções | Options



34 | 37 dB



EI 30|45|60



Contra radiações  
Anti radiation  
Anti rayons x



**Branco Pérola**  
White Pearl | Blanc Perle



**1VTH | Branco Artic**  
Artic White  
Blanc Artic



**1VTH | Branco Pérola**  
White Pearl  
Blanc Perle



**1VTH | Moldau Acácia**  
Moldau Acacia  
Moldau Acacia



**1VTH | Carvalho Antiqua**  
Antiqua Oak  
Chêne Antiqua



**1VTH | Olmo Escuro**  
Dark Elm  
Orme Foncé



**1VTH | Carvalho Plomo**  
Plomo Oak  
Chêne Plomb



**1VTH | Carvalho Brown**  
Brown Oak  
Chêne Brown



**1VTH | Chestnut Bleached**  
Chestnut Bleached  
Chestnut Bleached



**1VTH | Chestnut Marron**  
Chestnut Marron  
Chestnut Marron



**1VTH | Light Grey**  
Light Grey  
Light Grey




**1VTH | Dark Grey**  
Dark Grey  
Dark Grey



**Dark Grey**  
Dark Grey | Dark Grey

Pormenores de acabamento e textura  
*Finishing and texture details*  
*Détails de la finition et de la texture*



**1VTH** | *Moldau Acácia*  
*Moldau Acacia*  
*Moldau Acacia*



**1VTH** | *Olmo Escuro*  
*Dark Elm*  
*Orme Foncé*

# Gama vinyl natur

Com a autenticidade do toque da madeira, a gama Vinyl NATUR apresenta uma solução ecológica à tradicional folha em madeira com visuais modernos e únicos.

*With an authentic wood feel, the Vinyl NATUR series offers an ecological alternative to the traditional veneer finishing with a modern and unique look.*

*Avec l'authenticité de la touche du bois, la gamme Vinyl NATUR présente une solution écologique au traditionnel placage en bois avec des effets visuels modernes et uniques.*

## Opções | Options



34 | 37 dB



EI 30|45|60



Contra radiações

*Anti radiation  
Anti rayons x*



**Honey Oak**  
Honey Oak | Honey Oak



**1VNT | Carvalho Nat.**  
Natural oak  
Chêne naturel



**1VNT | Carvalho Savannah**  
Savannah Oak  
Chêne Savannah



**1VNT | Nogueira Cacao**  
Cacao Walnut  
Noyer Cacao



**1VNT | Concrete**  
Concrete  
Béton




**1VNT | Olmo Taupe**  
Taupe Elm  
Orme Taupe




**1VNT | Olmo Gris**  
Gris Elm  
Orme Gris



**1VNT | Vanilla Oak**



**1VNT | Pearl Oak**



**1VNT | Iron Oak**



**1VNT | Nature Oak**




**1VNT | Harvest Oak**




**1VNT | Honey Oak**





**Decor Branco**  
White Decor | Decor Blanc



**Pormenores de acabamento e textura**  
*Finishing and texture details*  
*Détails de la finition et de la texture*



OPÇÕES DE COR | COLOR OPTIONS | OPTIONS DE COULEUR



VINYL TOUCH

(1) Branco Artic Artic White Blanc Artic	(2) Branco Pérola White pearl Blanc perle	(3) Moldau Acácia Moldau Acacia Moldau Acacia	(4) Carvalho Antiqua Antiqua Oak Chêne Antiqua	(5) Olmo Escuro Dark elm Orme foncé	(6) Carvalho Plomo Plomo oak Chêne plomb	(7) Carvalho Brown Brown oak Chêne brun	(8) Light Grey Light Grey	(9) Dark Grey Dark Grey
(10) Chestnut Bleached Chestnut Bleached Chestnut Bleached	(11) Chestnut Marron Chestnut Marron Chestnut Marron							



VINYL NATUR

(12) Carvalho Nat. Natural oak Chêne naturel	(13) Carvalho Savannah Savannah Oak Chêne Savannah	(14) Nogueira Cacao Cacao Walnut Noyer Cacao	(15) Concrete Concrete Béton	(16) Olmo Taupe Taupe Elm Orme Taupe	(17) Olmo Gris Gris Elm Orme Gris	(18) Vanilla Oak Vanilla Oak	(19) Pearl Oak Pearl Oak	(20) Iron Oak Iron Oak
(21) Nature Oak Nature Oak	(22) Harvest Oak Harvest Oak	(23) Honey Oak Honey Oak	(24) Arizona Oak Arizona Oak	(25) Smoked Oak Smoked Oak	(26) Graphite Oak Graphite Oak	(27) Ivory Oak Oak Ivory	(28) Castle Oak Oak Castle	(29) Arábian Oak Oak Arabian
(30) Riga Amber Riga Amber	(31) Riga Terracota Riga Terracota							(32) Decor Branco White Decor Decor Blanc



BASIC | BASIC+ | STYLE | VINTAGE | CORES DA MADEIRA | WOOD COLORS | COULEURS DE BOIS

(33) Amapa Amapa Amapa	(34) Bambu Bambao Bambou	(35) * Carvalho Natural Natural oak Chêne naturel	(36) Carvalho RW Oak RW Chêne RW	(37) Carvalho Cinza RW Gray oak RW Chêne gris RW	(38) Cerejeira USA Nat. USA natural cherry Cerisier EUA naturel	(39) Cerejeira USA RW USA Cherry RW Cerisier EUA RW	(40) Ébano Ebony Ébène	(41) Faia Vaporizada Streamed beech Hêtre étuvé
(42) Freixo Ash Frêne	(43) Maple Maple Érable	(44) Mogno Mahogany Acajou	(45) Mutene Mutene Mutene	(46) Nogueira Walnut Noyer	(47) Nogueira RW Walnut RW Noyer RW	(48) Pinho Pine Pin	(49) Sucupira Sucupira Sucupira	(50) Tekka RW Teak RW Teck RW
(51) Tola Tola Tola	(52) Wengue RW Wenge RW Wenge RW	(53) Zebrano RW Zebrano RW Zebrano RW						



LACADOS | LACQUERED | LAQUÉS

GLAM | VINTAGE | GRAPHIC

(54) Branco White Blanc	(55) Cinza Grey Gris	(56) RAL 9006 RAL 9006 RAL 9006	(57) Preto Black Noir	(58) Vermelho Red Rouge	(59) Carvalho branco White oak Chêne blanc	(60) Branco craquelé White "craquelé" Blanc "craquelé"	(61) Preto craquelé Black "craquelé" Noir "craquelé"	RAL RAL RAL
----------------------------------	-------------------------------	--	--------------------------------	----------------------------------	---	---	---	-------------------



HPL | COMPAC 3

(62) B070 Branco B070 White B070 Blanc	(63) Cinza G003 Grey G003 Gris G003	(64) Amarelo G031 Yellow G031 Jaune G031
(65) Vermelho R036 Red R036 Rouge R036	(66) Azul B086 Blue B086 Bleu B086	(67) Cinza G059 Grey G059 Gris G059



OPÇÕES DECORATIVAS | DECOR OPTIONS | OPTIONS DÉCORATIVES

TIPO DE FRISO | INSERT OPTIONS | OPTIONS DES FRISES

TODAS AS GAMAS | ALL RANGES | TOUS LES GAMMES

FM   Madeira Wood Bois	FR   Rebaixado Milled Fraisé	FA   Alumínio Aluminium Aluminium
------------------------------	------------------------------------	---

CORES DE FRISO | INSERT COLORS | COULEURS DES FRISES

TODAS AS GAMAS | ALL RANGES | TOUS LES GAMMES

Inox Stainless steel Acier inoxydable
---

COR METÁLICA | METALLIC COLOR | COULEUR MÉTALLIQUE

BASIC | BASIC+ | STYLE | VINTAGE | GLAM | VINYL

(68) Luna Antracite Scudo
------------------------------

OPÇÕES DE VIDRO | GLASS OPTIONS | OPTIONS POUR LE VERRE




TIPO DE VIDRO | GLASS TYPES | TYPE DE VERRE

Transparente Clear Transparent	Fosco Frosted Dépoli	Espelho Mirror Miroir
--------------------------------------	----------------------------	-----------------------------

TIPO DE BITE | GLAZING BEAD | PARCLOSE

STD Sallente Embossed   En relief	FAC Face Flushed   Affleurant
---	-------------------------------------

INTERIOR DA PORTA | DOOR INSIDE | INTÉRIEUR DE LA PORTE

 <p>ALVEOLAR (STANDARD) Honeycomb   Carton nid d'abeille</p>	 <p>AGLOMERADO Agglomerated   Aggloméré</p>	 <p>EPS EPS   EPS</p>
---	--	--

**| OPÇÕES DE ABERTURA |**

GLAZING OPTIONS | OPTIONS DE VITRAGE

<p><b>A1</b></p> <p>STD   FAC   CF </p>	<p><b>A2</b></p> <p>STD   FAC   CF </p>	<p><b>A3</b></p> <p>STD   FAC</p>	<p><b>A4</b></p> <p>STD   FAC</p>	<p><b>A5</b></p> <p>STD   FAC</p>
<p><b>A6</b></p> <p>STD   FAC</p>	<p><b>A7</b></p> <p>STD   FAC</p>	<p><b>A8</b></p> <p>STD   FAC   CF </p>	<p><b>A9</b></p> <p>STD   FAC   CF </p>	<p><b>A10</b></p> <p>STD   FAC   CF </p>
<p><b>A11</b></p> <p>STD   FAC   CF </p>	<p><b>A12</b></p> <p>STD   FAC   CF </p>	<p><b>A13</b></p> <p>STD   FAC</p>	<p><b>A13 - C/grade</b> With grid   Avec grille</p> <p>STD   FAC</p>	<p><b>A14</b></p> <p>FAC</p>

**| TIPO DE BITE | GLAZING BEAD | PARCLOSE**

<p><b>STD</b>   Standard Standard Standard</p>	<p><b>FAC</b>   Face   Flushed   Affleurant</p> <p>Disponível apenas no acabamento lacado ou folha de madeira natural Only available in lacquer or wood veneer Seulement disponible laqué ou en placage bois.</p>	<p><b>CF</b>   Corta Fogo Coupe-Feu Fire Door</p>	<p>Vidro Glass Verre</p> <p>4 6</p>
--	---	---	---



GAMA GAMA   GAMA	COR COLOR   COULEUR	LM ↔	HM ↕
VINYL TOUCH	Branco Artic Artic White Blanc Artic	1250	3000
	Branco Pérola White pearl Blanc perle		
	Moldau Acácia Moldau Acacia Moldau Acacia	1400	
	Carvalho Antiqua Antiqua Oak Chêne Antiqua		
	Olmo Escuro Dark elm Orme foncé		
	Carvalho Plomo Plomo oak Chêne plomb		
	Carvalho Brown Brown oak Chêne brun		
	Light Grey Light Grey	1250	
	Dark Grey Dark Grey	1400	
	Chestnut Marrone Chestnut Marrone		
	Chestnut Bleached Chestnut Bleached		
	Carvalho Nat. Natural oak Chêne naturel	1400	
	Carvalho Savannah Savannah Oak Chêne Savannah	1250	
	Nogueira Cacao Cacao Walnut Noyer Cacao	1400	
Concrete Concrete Beton			
Olmo Taupe Elm Taupe Orme Taupe	1250		
Olmo Gris Gris Elm Orme Gris			
VINYL NATUR	Vanilla Oak Vanilla Oak	3000	
	Pearl Oak Pearl Oak		
	Iron Oak Iron Oak		
	Nature Oak Nature Oak	1200	
	Harvest Oak Harvest Oak		
	Honey Oak Honey Oak		
	Arizona Oak Arizona Oak		
	Smoked Oak Smoked Oak		
	Graphite Oak Graphite Oak		
	Arábian Oak Oak Arabian		
	Castle Oak Oak Castle		
	Ivory Oak Oak Ivory		
	Decor Branco White Decor Decor Blanc		1250

## DIMENSÕES MÁXIMAS DE FABRICO

MAXIMALES DIMENSIONS FABRICATION | MAXIMUM MANUFACTURING DIMENSIONS

GAMA GAMA   GAMA	COR COLOR   COULEUR	LM ↔	HM ↕
BASIC			
BASIC +			
VINTAGE			
STYLE	—	2000	3000
GLAM			
GRAPHIC			
HPL	—	1230	3000

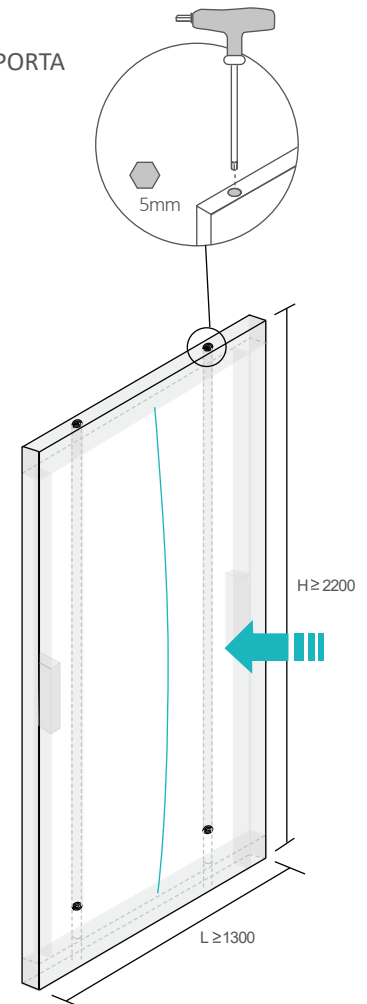
### SISTEMA DE CORREÇÃO DE PORTA

Door straightener system  
Système de redressement de porte

Tensor interno que permite corrigir a curvatura ou eventual empeno da porta, incluído em todas as portas GS DOORS com largura superior a 1300 ou altura superior a 2200 mm.

Door straightener that allows to correct a warped door, included in all GS DOORS with width greater than 1300 or height greater than 2200 mm.

Ferrure qui permet de redresser la courbure ou le gauchissement de la porte, inclus dans toutes les portes GS DOORS d'une largeur supérieure à 1300 mm et hauteur supérieure à 2200 mm.



	COMPRIMENTO LENGTH   LONGUEUR	LARGURA WIDTH   LARGEUR	ESPESSURA THICKNESS   ÉPAISSEUR
Porta Door Porte	+2mm	+2 mm	+1 mm
Aro Frame Husserie	-3;+5mm	-4; +2 mm	+1 mm
Guarnição Architrave Chambranle	-2;+10mm	+1 mm	+ 2mm